

# Idea Development

Name: \_\_\_\_\_

1 **Generate ideas**

*maximum of 50%*

Number of **words** → \_\_\_\_\_ × 1% = \_\_\_\_\_%

Number of **simple** sketches → \_\_\_\_\_ × 3% = \_\_\_\_\_%

2 **Select the best and join together ideas**

**Circle the best** ideas                      circled =  5%

**Link into groups** of ideas                linked =  5%

3 **Print reference images**

\_\_\_\_\_ images × 5% = \_\_\_\_\_%

*maximum of 10 images*

4 **Rough copy**

\_\_\_\_\_ drawing × 25% = \_\_\_\_\_%

*great quality or better*

**Total = \_\_\_\_\_%**

**NOTE:** If you simply copy a picture from the internet, your mark drops to 25%.

# Generate ideas!

Use lists, a web map, or simple drawings to come up with a LOT of ideas! If you already have an idea in mind, choose that as your central theme and expand upon it. Let your ideas wander - one idea leads to another. Drawings can be details of source images, different viewpoints, textures, technical experiments, etc.

## Adding up points for ideas:

Number of **words**

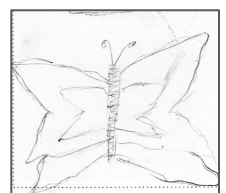

→      × 1% =      %

= want something that glows. Be it the hair of the stars or the background. But how do I do that? colored pencils?

Maybe not nature, but still powerful. like lightning like

Number of **sketches**

→      × 3% =      %



## Select the best

Draw circles or squares around your best ideas

*You have selected the best 3-7 ideas = 5%*

## Link the best into groups

Draw dashed or coloured lines to link your best ideas into groups that could work well together

*You have joined the best ideas with lines = 5%*


# Print references

Number of reference photos → \_\_\_\_ × 5% = \_\_\_\_%

- Print **SIX** reference images so you can accurately observe the challenging parts of your artwork. Taking your own and using own photographs is preferred, but image searches are also fine.
- **Do not simply copy a picture that you find.** The idea is to edit and combine source images to create your own artwork. If you simply copy a picture, you are plagiarizing and will earn a zero for your idea generation and any criteria involving creativity in your final artwork.
- Up to half of your pictures may be of drawings, paintings, or other artworks of others to use as inspiration. The other images must be realistic photographs.
- You must hand in the **printed** copy of the images to earn the marks.

Examples of ROUGH paintings

*Rough drawing* → up to 25% = \_\_\_%



## Rough drawing

- Take the best ideas from your thumbnails and combine them into an improved rough copy.
- Use this to work out the bugs and improve your skills before you start the real thing.
- If you are using colour, use paint or coloured pencil to show your colour scheme.
- Draw in a frame to show the outer edges of your artwork.
- ***Remember to choose a non-central composition.***